

To Parents and Teachers

I Can Do It! is the workbook in the High Up! series. Its purpose is to establish students' foundation from reading to writing, helping them progressively develop listening, speaking, reading, and writing skills, as well as familiarize with the grammar in the Student Book.

Book 2 begins by instructing students in identifying short vowels. Three pages of phonics practice are arranged in the book in order to familiarize students with short vowels. Later, we provide students with the basic concepts of questions as well as the affirmative and negative sentence patterns. They are taught varieties of sentences and their usages. Furthermore, there are drills in changing affirmative sentences to negative sentences and questions. The more students practice, the more they understand. An evaluation is included at the end of each unit, and a final evaluation in the end of the book is included to examine students' learning outcome; teachers and parents can also understand students' learning progress.

The goal of this book is to nurture students' skills in listening, speaking, reading, writing, and identification. Each exercise is designed according to specific language skills and carefully categorized to help students better grasp the learning aspects.

Skills	Question Type	How to Use
Writing	Read, Match, and Write	Read the sentences out loud. Write the answer according to instructions.
	Read and Write	
	Answer Yes/No Questions	Answer Yes/No questions according to instructions.
Reading and Identification	Read and Match	Read the sentences and answer according to instructions.
	Fill in the Blanks	
	Read and Choose/ Circle/Check	
	Unscramble Sentences	Reconstruct the sentences.
	Change into Negative Sentences	Change the original sentences into the negative form.
	Change into Yes/No Questions	Change the original sentences into Yes/No questions.
	Answer the Questions	After thoroughly reading the questions, answer according to the instructions.
	Reading Comprehension	Read the passages. Upon seeing new vocabulary, use the context to help figure out what they mean instead of staying on a new word.
Listening and Speaking	True or False	After reading the passage, answer accordingly.
	Listen and Repeat	Listen to the CD. First, listen to the passage. Then, repeat sentence by sentence.
	Listen and Circle	Circle the correct answers based on the contents of the CD.

Table of Contents

Phonics

Exercises 1-3 04

Unit 1

Exercises 1-11 07

Evaluation 18

Unit 2

Exercises 1-11 19

Evaluation 30

Unit 3

Exercises 1-11 31

Evaluation 42

Unit 4

Exercises 1-11 43

Evaluation 54






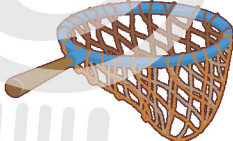
Final Evaluation 55



Exercise 3

5

Listen and write the correct vowels.
Then, write the words on the lines.

1		c _ u _ p	_____ cup
2		b _ _ _ x	_____
3		l _ _ _ d	_____
4		c _ _ _ t	_____
5		s _ _ _ n	_____
6		n _ _ _ t	_____

Parent's Signature:





Teacher's Signature:



Exercise 1

Look at the sentences and number the pictures.

1. It is a lion.
2. It is an elephant.
3. It is a monkey.
4. It is a bird.
5. It is a frog.
6. It is a bat.



Parent's Signature:


Teacher's Signature:

Exercise 2

Answer the questions according to the pictures.

- A. It is a bat.
- B. It is a blue elephant.
- C. It is a pink bird.
- D. It is a lion.
- E. Yes, it is.
- F. No, it isn't.

1. What is it?



2. What is it?



3. Is it a blue cat?



4. Is it a green frog?



5. What is it?



6. What is it?




Parent's Signature:

Teacher's Signature:

Exercise 3

Look at the pictures and circle "is" or "are."

1.



There (is / are) one monkey.

2.




There (is / are) three lions.

3.




There (is / are) two dogs.

4.




There (is / are) one cat.

5.



There (is / are) eight frogs.

6.



There (is / are) six birds.

Parent's Signature:

Teacher's Signature:

Exercise 4

Read and circle the correct answers.

1. How many monkeys are there?



- A. There is one monkey.
B. There are two monkeys.

2. How many lions are there?



- A. There are ten lions.
B. There are two lions.

3. How many frogs are there?



- A. There are five frogs.
B. There are four frogs.

4. How many elephants are there?



- A. There are six elephants.
B. There is one elephant.

5. How many birds are there?



- A. There are eight birds.
B. There are five birds.

6. How many bats are there?



- A. There are three bats.
B. There is one bat.

Parent's Signature:

Teacher's Signature:

Exercise 5

Change the sentences into the negative form.

e.g. It is a lion. → It is not a lion.

1. It is a frog.

.....

2. It is a monkey.

.....

3. It is a bird.

.....

4. It is an elephant.

.....

5. There are three monkeys.

.....

6. There is one elephant.

.....

Guided writing instructions:

1. Write the sentences according to the instruction.
2. If students score less than 4 points, please have them redo the questions or ask the teacher until they fully understand.
3. The teacher should help students make corrections promptly.

Parent's Signature:

Teacher's Signature:

Exercise 6

Change the sentences into questions.

e.g. It is a lion. → Is it a lion?

There is one cat. → How many cats are there?

1. It is a bird.

.....

2. It is a monkey.

.....

3. It is a dog.

.....

4. There are six frogs.

.....

5. There are two bats.

.....

6. There is one elephant.

.....

Guided writing instructions:

1. Write the sentences according to the instruction.
2. If students score less than 4 points, please have them redo the questions or ask the teacher until they fully understand.
3. The teacher should help students make corrections promptly.

Parent's Signature:

Teacher's Signature:

Exercise 7

Unscramble the sentences.

e.g. Is / a / it / dog / ?

→ Is it a dog?

1. Is / an / elephant / it / ?

.....

2. are / many / lions / there / How / ?

.....

3. it / ? / is / What

.....

4. it / lion / a / Is / ?

.....

5. five / birds / are / . / There

.....

6. is / There / bat / . / a

.....

Guided writing instructions:

1. Rearrange and write the sentences according to the instruction.
2. If students score less than 4 points, please have them redo the questions or ask the teacher until they fully understand.
3. The teacher should help students make corrections promptly.

Parent's Signature:

Teacher's Signature:

Exercise 8

Answer the questions according to the pictures.

1. How many monkeys are there?

.....

2. Are there three cats?

.....

3. How many birds are there?

.....

4. Is it a lion?

.....

5. Is there one elephant?

.....

6. Is it a frog?

.....

7. How many bats are there?

.....

8. Are there two dogs?

.....

Guided writing instructions:

1. Write the sentences according to the instruction.
2. If students score less than 6 points, please have them redo the questions or ask the teacher until they fully understand.
3. The teacher should help students make corrections promptly.

Parent's Signature:

Teacher's Signature:

Exercise 9

A Listen and repeat.

Animals

11 There are many animals at the zoo. There is a green
24 frog, a yellow cat, a black bat, and a blue bird. There is
36 also a big elephant, a cute lion, a hanging monkey, and a
43 spotted dog. Let's go take a look!

Reading comprehension instructions:

1. Let students read the passage quietly and highlight unfamiliar sentences.
2. Let students read out loud and record word count and time.
3. Evaluate students' speed, punctuation, fluency, accuracy, and emotional input.

Evaluation :

- * **First Read:** Words Read _____ Time _____
- * **Second Read:** Words Read _____ Time _____
- * **Reading Check:**
 1. **Speed** too slow too fast just right
 2. **Punctuation** never sometimes always
 3. **Accuracy** skipped words self-corrected read every word
 4. **Read with Feeling** never sometimes always

B Listen and write True (T) or False (F).

Score /5

- () 1. There is a brown frog.
- () 2. There is a yellow cat.
- () 3. There aren't any blue birds.
- () 4. The elephant is big.
- () 5. There are eight animals.

Reading comprehension instructions:

1. Let students do the "True or False" exercise to test whether they understood the passage.
2. If students score less than 3 points, please have them redo the questions or ask the teacher until they fully understand.

Parent's Signature:

Teacher's Signature:


Exercise 10

Listen and circle. 9

Score /6

Animals

There (is, are) many animals (at, on) the zoo!
 There is (a, an) green frog, a yellow cat, a black bat, and a blue bird. There is also a (big, gray) elephant, a cute lion, a hanging monkey, (or, and) a spotted dog! Let's go take (a, one) look!



Reading comprehension instructions:

1. Let students read the passage in Exercise 9 quietly.
2. Let students do the "Listen and circle." exercise to test whether they understood the passage.
3. If students score less than 4 points, please have them redo the questions or ask the teacher until they fully understand.
4. The teacher should help students make corrections promptly.

Parent's Signature:

Teacher's Signature:

Exercise 11

Listen and fill in the blanks. 10

Score /9

cat

bat

animals

frog

bird

lion

elephant

monkey

dog



Animals

There are many _____ at the zoo! There is a green _____, a yellow _____, a black _____, and a blue _____. There is also a big _____, a cute _____, a hanging _____, and a spotted _____! Let's go take a look!



Reading comprehension instructions:







1. Let students read the passage in Exercise 9 quietly.
2. Let students do the "Listen and fill in the blanks." exercise to test whether they understood the passage and vocabulary.
3. If students score less than 7 points, please have them redo the questions or ask the teacher until they fully understand.
4. The teacher should help students make corrections promptly.

Parent's Signature:

Teacher's Signature:

Evaluation



A Write the correct words.

- | | | | |
|--|-------|--|-------|
| 1.  | _____ | 2.  | _____ |
| 3.  | _____ | 4.  | _____ |
| 5.  | _____ | 6.  | _____ |

B Read and match.

- | | | |
|------------------------------|---|----------------------------|
| 1. What is it? | • | • A. There are four frogs. |
| 2. How many bats are there? | • | • B. No, it isn't. |
| 3. Is it a monkey? | • | • C. It's a bird. |
| 4. How many frogs are there? | • | • D. There is one bat. |

C Fill in the blanks.

1. A : _____ many bats are there? 
- B : There are _____ bats.
2. A : _____ is it? 
- B : _____ is _____ green _____.

D Unscramble the sentences.

1. are / How / elephants / many / there / ?
- _____
- _____
2. It / purple / a / frog / is / .
- _____
- _____

Parent's Signature:

Teacher's Signature:



Unit 2 My Body

Exercise 1

Look and match.

- | | | |
|--|---|---------------------|
| 1.  | • | • I have two hands. |
| 2.  | • | • I have ten toes. |
| 3.  | • | • I have one mouth. |
| 4.  | • | • I have one head. |
| 5.  | • | • I have one nose. |
| 6.  | • | • I have two knees. |

Parent's Signature:

Teacher's Signature: