



CAYNES PUBLISHING




At School


Think and check



- I see _____.
- two boys three boys
- One boy has _____.
- a book a pencil case



A Listen, point, and say.  08

B Listen and number.  09

C Listen and circle.  10

D Listen to the dialogue.  11  02



teacher



student



classmate



principal



vet



nurse



guard



coach



cook



clerk

Listen and say. 12



what's = what is

A Read and write.

1. What's her name? Her name is Jill.

2. What's his name? His _____ is _____.

3. What's her name? Her _____.

B Listen and number. 13



C Talk to your classmates.

- A: What's your name?
- B: My name is _____. What's your name?
- A: My name is _____. Nice to meet you.
- B: Nice to meet you, too!



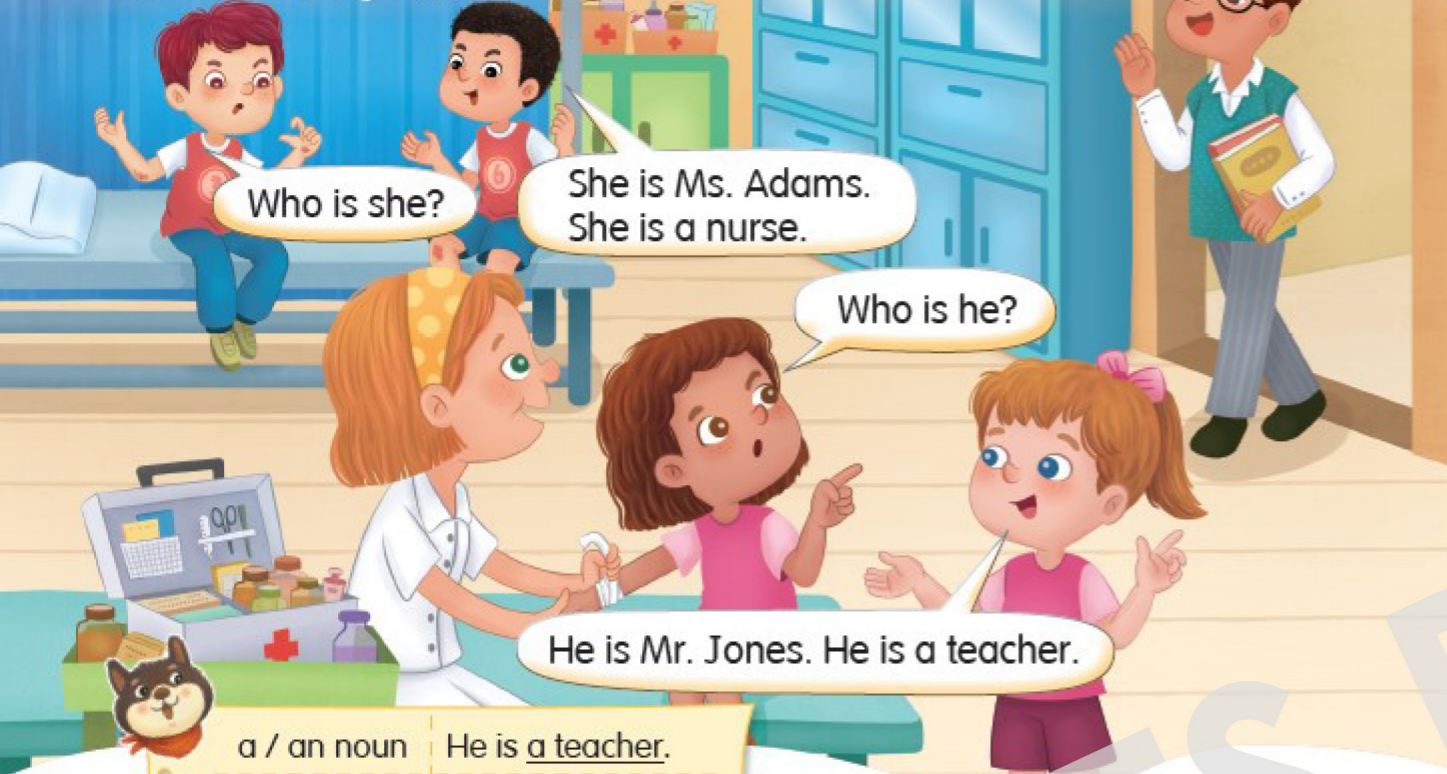
D Sing a song! 14 03

What's Your Name?

Hello, new friend! Hello!
What's your name? What's your name?
My name is Finn, Finn, Finn.
Nice to meet you, Finn, Finn.
My name is Kim, Kim, Kim.



Listen and say. 15



Who is she?

She is Ms. Adams.
She is a nurse.

Who is he?

He is Mr. Jones. He is a teacher.

a / an noun He is a teacher.
a / an name She is Ms. Adams.

A Read and write.



1. Who is he?
He is Mr. Chang. He is a principal.



2. Who is she?
She is Rita. She is a girl.



3. Who is he?
is Mr. Frank. He is a teacher.


B Listen and number. 16



C Play.

Throw a sticky ball. Ask and answer.

Who is he?
He is Mr. Miller.
He is a vet.



A Listen, point, and say.  17

B Listen and number.  18



A a



B b



C c



C Write the letters.

 P P P L E  n t

 A Y  a l l

 A N D Y  r a y o n

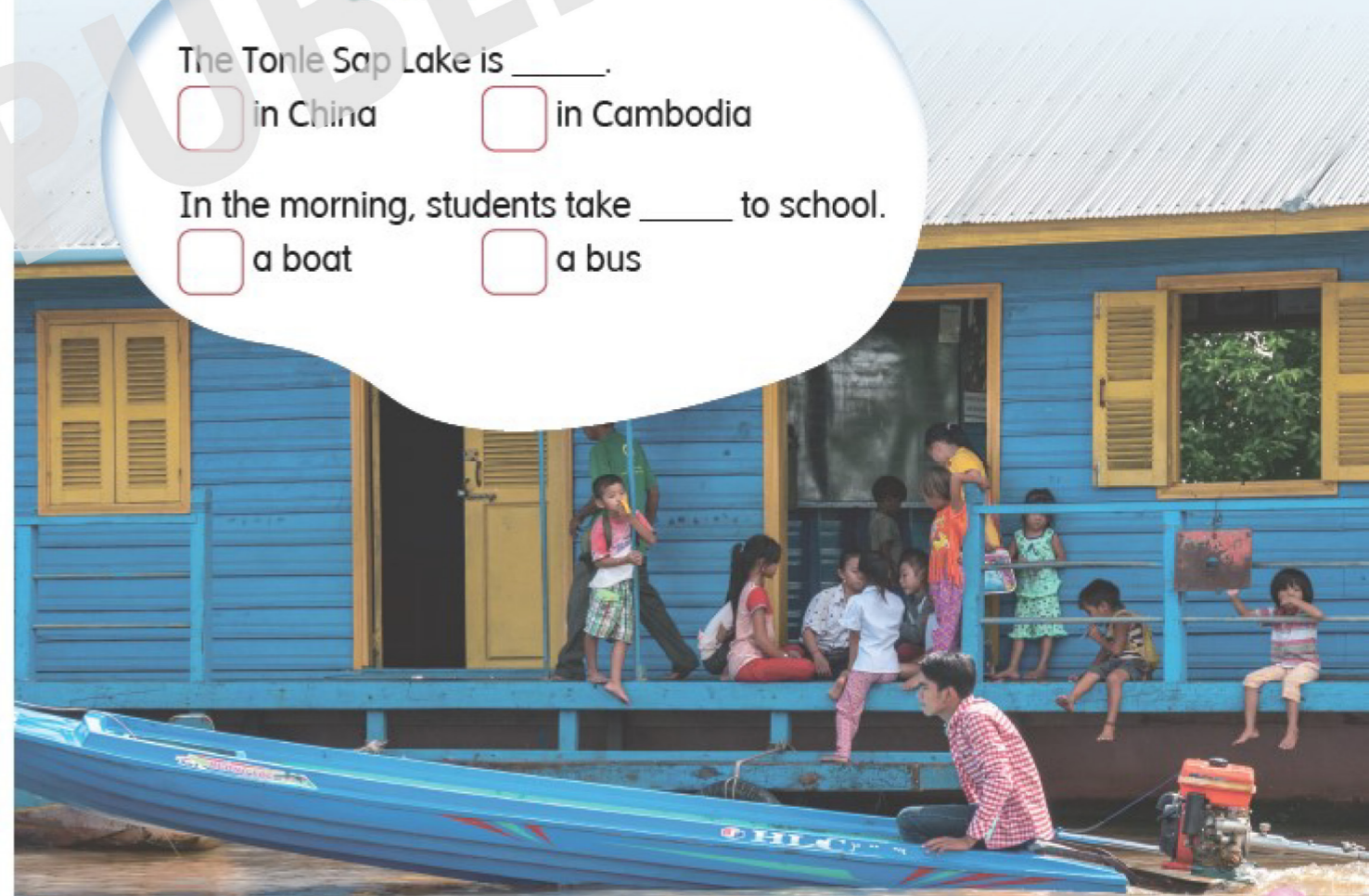
School on Water 19

In Cambodia, some people live on the Tonle Sap Lake.
Houses, shops, and schools are all on the lake.
In the morning, students take a boat to school.
Do you want your school to be on water?

Think and check

The Tonle Sap Lake is _____.
 in China in Cambodia

In the morning, students take _____ to school.
 a boat a bus



Review 1

A Listen and number.



B Read and write.



1. Who is she?
She _____ is _____ student.



2. What is this?
This is _____.



3. Is this your ball?
Yes, it is _____.

C Listen and write.

1 What's your _____?

2 _____ name _____ Tom.

3 _____ to meet you.

4 Nice to meet you, too.
_____ this _____ tape?

5 _____ it is.

D Play with your partner.



Example

For a person	Who is he?	He is Sam. He is a coach.
For a thing	Is this her ruler?	Yes, it is her ruler.



Instructions:

1. Review the sentence patterns.
2. Have the students play the game in pairs. The first person to reach the end wins.

Upside Down Lab 1

Balancing Bird

18

Materials



Steps


1 Fold the paper.



2 Draw half part of a bird.



3 Cut.



4 Color the bird.



5 Shape the beak.



6 Connect the paper clips to the wings.



7 Balance the bird!



Show and Tell

This is my bird,
Sunny. It can fly!



Your Turn

Give your bird a name. Show it to the class.

This is my bird, _____.

It can fly!

STEAM Fun Fact

The paper clips help the bird to balance.