


5 Listen and say.



6 Listen, point, and say. Then put the stickers on the pictures.



C Look and match.

1 • Aa •

2 • Bb •

3 • Cc •

D Trace and write.

Tracing practice for uppercase A, lowercase a, uppercase B, lowercase b, uppercase C, and lowercase c. Each letter is shown with numbered arrows indicating stroke order, followed by a dashed line for tracing and a blank space for writing.

A Listen, point, and blend.
7

Aa  ant  apple  astronaut

Bb  bike  baby  butterfly

Cc  cat  candy  computer

B Listen and repeat. Then match each letter to the correct pictures.
8



C Listen and match.
9



Aa



Bb



Cc



D Listen, check (✓), and say.
10

1 <input type="checkbox"/> ant	2 <input type="checkbox"/> bike	3 <input type="checkbox"/> cat
<input type="checkbox"/> apple	<input type="checkbox"/> baby	<input type="checkbox"/> candy
<input type="checkbox"/> astronaut	<input type="checkbox"/> butterfly	<input type="checkbox"/> computer

A With a partner, take turns pointing and saying.



Read, listen, and sing along. 01

Ant, ant, it's an ant. I can see an ant.

La, la...it is an ant.


Bat, bat, it's a bat. I can see a bat.


La, la...it is a bat.


Cat, cat, it's a cat. I can see a cat.


La, la...it is a cat.

B Read, say, and match.

1  It is... • computer.

2  It is... • a • astronaut.




3  It is... • an • baby.

4  It is... • apple.






A Listen, circle, and repeat.







13

1 Aa Bb Cc   




2 Aa Bb Cc   




3 Aa Bb Cc   

B Say the words. Then check (✓) if they have the same first sound.

	Same	Different
1  	<input checked="" type="checkbox"/>	<input type="checkbox"/>
2  	<input type="checkbox"/>	<input type="checkbox"/>
3  	<input type="checkbox"/>	<input type="checkbox"/>







C Look, write, and trace.

 ant  andy  pple

 aby  uttonfly  at

D Look, read, and check (✓) the correct sentence.

 = Aa  = Bb  = Cc

- 1 It is an  stonaut. It is an  stonaut.
- 2 It is a  ike. It is a  ike.
- 3 It is a  omputer. It is a  omputer.

E Draw a picture for each letter. Then spell the words.

Aa Bb Cc

Review 1

A Look, say, and color.


1  Aa Ii
Ee

2  Gg Cc
Dd

3  Hh Dd
Bb

4  Ff Ee
Cc

5  Bb Ee
Ii

6  Bb Ii
Ff


B Listen, check (✓), and write.

1 
Ff

2 

3 

4 




5 

6 

7 




8 

C Circle the pictures with the same beginning sound and write the correct letter.

1   
Cc

2   

3   

4   

D Listen and match.

1  • Dd • • Cc • • Ii




2  • Aa • • Ff • • Bb

3  • Hh • • Gg • • Ee

Mystery Box

Materials:

- Paper
- Pen/pencil/crayons/eraser
- Small box/case/bag



Words:

ant, apple, astronaut bike, baby, butterfly cat, candy, computer

doll, doctor, dinosaur egg, elbow, elephant fox, finger, family


gift, guitar, gorilla horse, helmet, hamburger insect, iguana

Sentence patterns:


Q: What is it? A: It is a(n)...

Steps:

- 1 Find a partner.
- 2 Each student chooses five words and writes them on separate pieces of paper. Draw a picture for each word, too.




- 3 Fold the pieces of paper and put them into a box. Then shake it.



- 4 Student A selects a piece of paper, looks at it, and asks, "What is it?"



- 5 Student B guesses by saying, "It is a(n)..." If he/she is correct within five guesses, he/she gets the word. If he/she fails, Student A puts the word back into the box.



- 6 Change roles and repeat from Step 4. The first student who gets five words wins!

