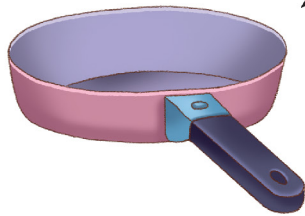


## Short Vowel @


Chant  
Time 4

A Listen and say.


a



pan



map



hat

B Listen, point, and say. Then put the stickers on the pictures.

tap

can



at

fan



bat

cap



## Learn the Sounds

C Listen, repeat, and match.

1 a + n  
p an2 a + p  
m ap3 a + t  
h at

D Say and write.

-an

p

c

f

-ap

m

c

t

-at

h

b

f







**A** Listen, point, and blend.




**-an**  pan  can  fan







**-ap**  map  cap  tap

**-at**  hat  bat  fat


**B** Listen and repeat. Then draw lines.

 c  b  m  h  p  t

 an  ap  at

 pan  can  tap  hat  map  bat

**C** Listen, point, and say.



pan cap

-an -ap

ham -am -at bat

-ag -ad

bag dad





**D** Listen, check (✓), and say.


- |  |  |  |
|--|--|--|
| 1 <b>-an</b><br><input type="checkbox"/> can<br><input type="checkbox"/> ran | 2 <b>-ap</b><br><input type="checkbox"/> map<br><input type="checkbox"/> lap | 3 <b>-at</b><br><input type="checkbox"/> bat<br><input type="checkbox"/> rat |
| 4 <b>-ad</b><br><input type="checkbox"/> dad<br><input type="checkbox"/> mad | 5 <b>-ag</b><br><input type="checkbox"/> bag<br><input type="checkbox"/> wag | 6 <b>-am</b><br><input type="checkbox"/> ham<br><input type="checkbox"/> yam |

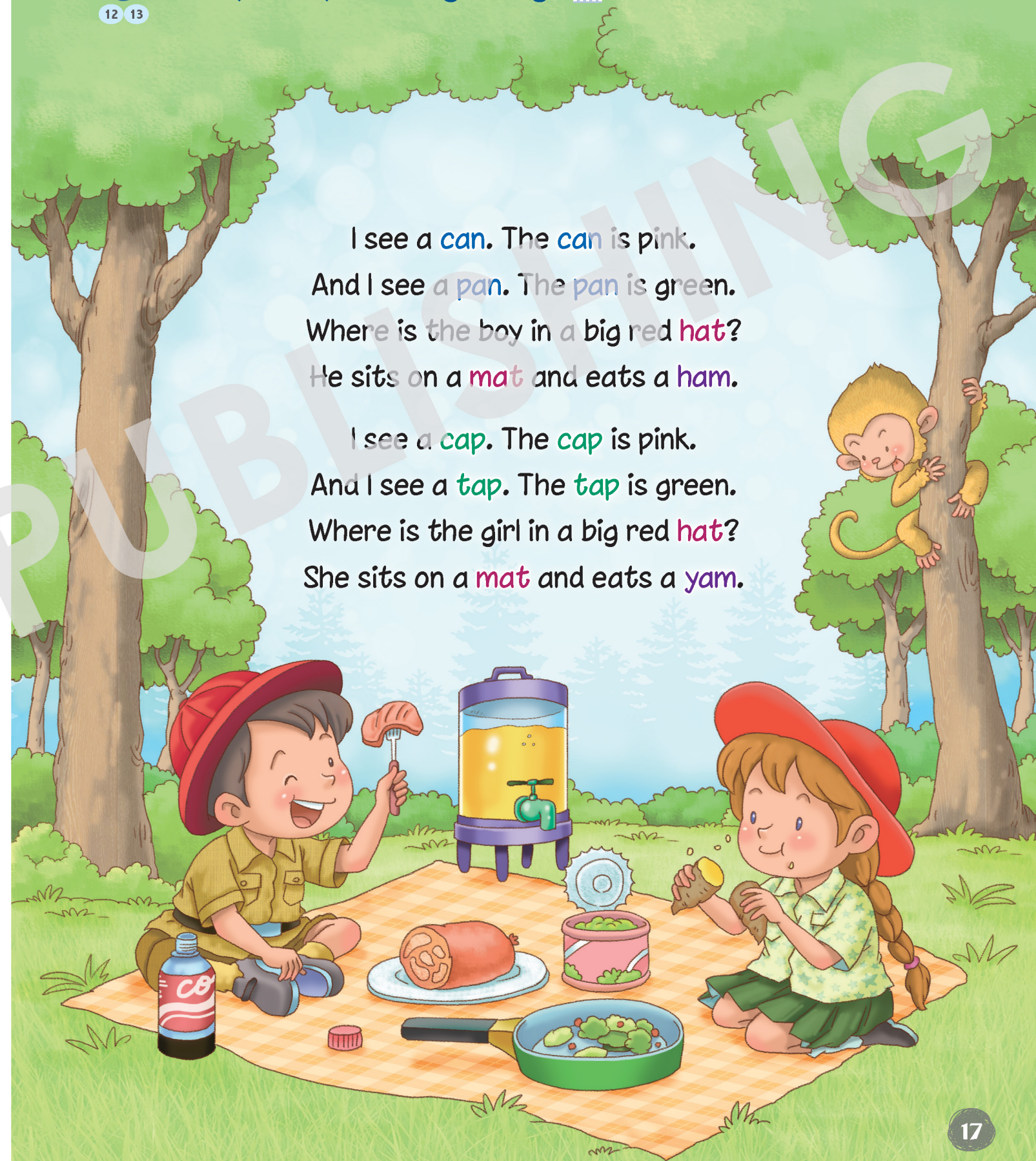
**A** With a partner, take turns pointing and saying.



**B** Read, say, and match.

- |   |  |
|---|--|
| <p>1 </p> <p>2 </p> <p>3 </p> <p>4 </p> | <p>• ..... • The <u>pan</u> is red.</p> <p>• ..... • The _____ is green.</p> <p>• ..... • The _____ is pink.</p> <p>• ..... • The _____ is blue.</p> |
|---|--|

 Read, listen, and sing along. 01



I see a **can**. The **can** is pink.  
 And I see a **pan**. The **pan** is green.  
 Where is the boy in a big red **hat**?  
 He sits on a **mat** and eats a **ham**.

I see a **cap**. The **cap** is pink.  
 And I see a **tap**. The **tap** is green.  
 Where is the girl in a big red **hat**?  
 She sits on a **mat** and eats a **yam**.

**A** Listen and circle the correct picture. Then choose the word that rhymes with it.

1   fan  map




2   tap  bag




3   lap  man

**B** Choose a word from the box that rhymes with the pictures. Then write it down.

cat sad rag ran ham lap	1  	cat
	2  	
	3  	

**C** Look and write.

 fan  

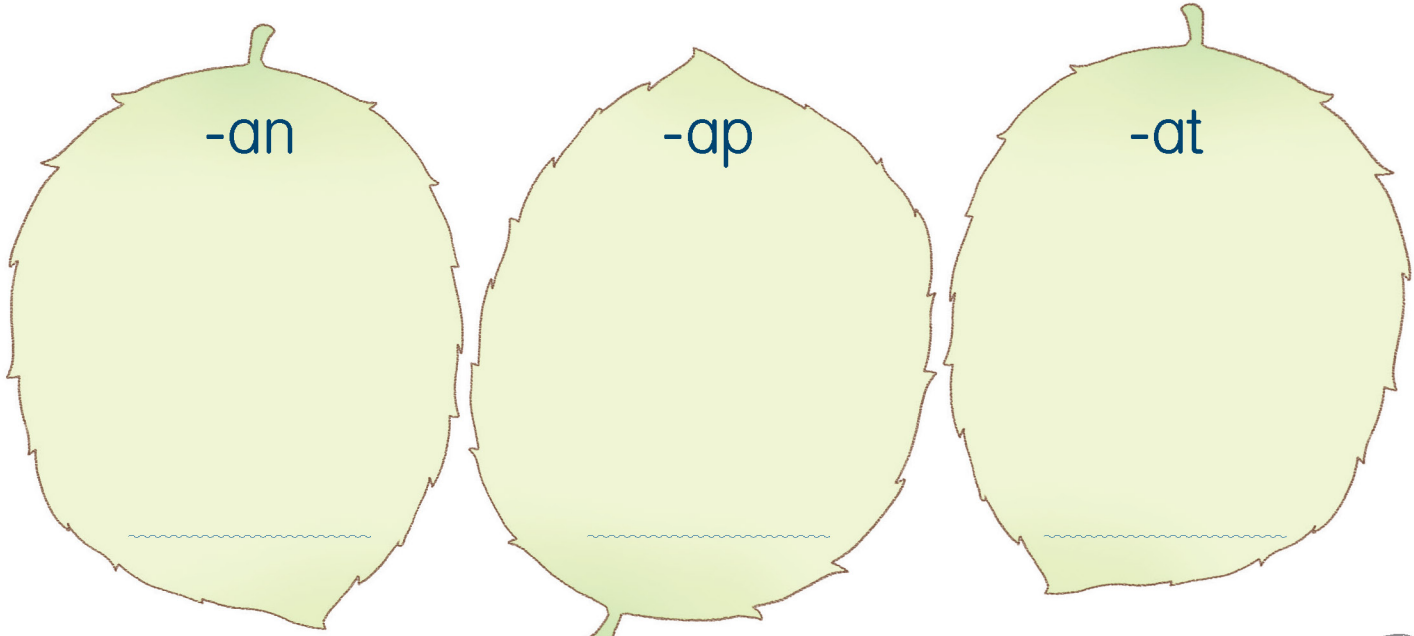
  

**D** Listen, repeat, and check (✓) the correct sentence.

- 1  The can is blue.  The cat is blue.
- 2  The bag is green.  The wag is green.
- 3  The pan is red.  The fan is red.

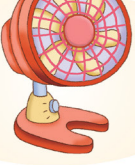

**E** Draw a picture for each word family. Then spell the words.



-an                      -ap                      -at



# Review 1

**A** Listen and color the correct vowel sound.

1  2  3   
 a e i      a e i      a e i

4  5  6   
 a e i      a e i      a e i

**B** Circle the picture that rhymes with the word family.

1 -ed   

2 -at   

3 -ip   

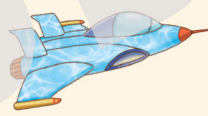

4 -en   



**C** Listen and circle the pictures with the same vowel sound.



1 Short vowel **a** 2 Short vowel **i** 3 Short vowel **e**



    
    
  



**D** Look, circle, and write.



1    
 -ed -et  
 j \_\_\_\_\_

2    
 -an -at  
 c \_\_\_\_\_

3    
 -in -ip  
 d \_\_\_\_\_

4    
 -en -ed  
 t \_\_\_\_\_


5    
 -ig -in  
 w \_\_\_\_\_

6    
 -en -ed  
 b \_\_\_\_\_

# Flip Book

**Materials:**

- Cutouts (p. 97)
- Crayons/colored pencils
- Stapler/15mm binder clips x 3
- Card stock/paper (17cm x 6cm)



**Words:**


pan, can, fan	map, cap, tap	hat, bat, fat
bed, red, Ted	pen, hen, ten	jet, pet, wet
wig, big, pig	pin, bin, fin	rip, dip, hip

**Sentence pattern:**


Show me...

**Steps:**

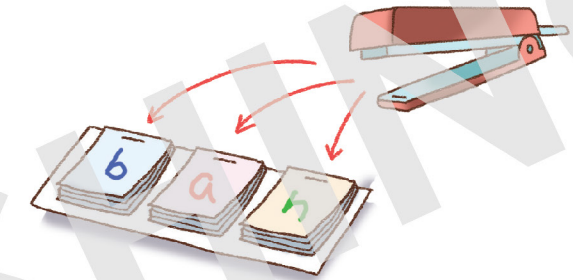
- 1 Turn to page 97. There are three groups of letters: beginning letters, short vowels, and ending letters. Color each group in a different color. You can draw a picture on your card stock to make it more special!



- 2 Take out the letters and group them by color.



- 3 Staple/clip the beginning letters, short vowels, and ending letters from left to right on the card stock. A flip book is complete!



- 4 Now, find a partner. Student A chooses a word from the list and says, "Show me..." Student B then flips the letters to spell the word.



- 5 Then switch roles and do it again.

