

Introduction

Say It! is a conversation course for young English learners. It emphasizes communication through model dialogues and related activities. It helps young learners develop their confidence and fluency in speaking and listening.

Unit Structure

The unit is well structured with clear and simple instructions for each section.

- A Core dialogue
- B Words and expressions
- C Pairwork practice
- D Extension dialogue
- E Listening activity
- F Speaking activity
- G Cartoon
- Extra Role Play

Icons

There are three icons used in the book.

- 🎧 15 Track number
- 👥 Pairwork
- 👨‍👩‍👦 Groupwork

Main Characters

* Core and extension dialogues




* Listening and speaking activities (Sections E and F)



* Cartoons



A Listen and say. 🎧 2



B Listen and practice. 🎧 3



C Speak in pairs. 👥

👧 : Good _____, _____.

👦 : Good _____, _____.

D Listen and say more. 4

1

Are you ready for school, Bill?

Yes, I am.

See you later.

Bye, Mom.




2

Goodbye, Dad.

Bye, Bill.
Have a nice day.

Thanks.



E Listen and circle. 5

1.



a



b

2.



a



b

3.



a




b

4.



a




b

F Number the activities in order. Then practice. 6

Kate's Day



G Have Fun! 7



EXTRA: Act out Sections A and D.

A Have Fun! 20



START

= 1 step = 2 steps

1. Spin the coin. 2. Move.
3. Complete the conversation.

: With your own information.

: According to the picture.

1 How are you doing?
I'm .

2 It's nice to meet you.
 Nice to .

3 Who are you?
I'm .

4 Are you ready for school?
 Yes, .

5 Goodbye.
 later.

6 How are you?
 I'm .

7 Good afternoon.
 Good .

FINISH

Self Assessment: Units 1-4

Think about your progress.

- OK
- Good
- Excellent

What's your name?

A Listen and say. 21



B Listen and practice. 22

1. first name

2. family name

3. phone number



C Speak in pairs.

: What's your ?

: My is . / It's .