

# Introduction

**Say It!** is a conversation course for young English learners. It emphasizes communication through model dialogues and related activities. It helps young learners develop their confidence and fluency in speaking and listening.

## Unit Structure

The unit is well structured with clear and simple instructions for each section.

- A Core dialogue
- B Words and expressions
- C Pairwork practice
- D Extension dialogue
- E Listening activity
- F Speaking activity
- G Cartoon
- Extra** Role Play


## Icons

There are three icons used in the book.

- 🎧 15 Track number
- 🗣️ Pairwork
- 👥 Groupwork

## Main Characters

\* Core and extension dialogues



\* Listening and speaking activities (Sections E and F)



\* Cartoons




# UNIT 1

# I can speak English.

## A Listen and say. 🎧 2



## B Listen and practice. 🎧 3



## C Speak in pairs. 🗣️

👧 : Can you \_\_\_\_?  
 👦 : Yes, I can. / No, I can't.

**D Listen and say more.** 4

<p><b>1</b></p> <p> Excuse me, Ms. Clark. This is my friend, Joe.</p> <p> Welcome to our school, Joe.</p> <p> Thank you, Ms. Clark.</p> <p> Where are you from, Joe?</p> <p> I'm from Japan.</p> <p> Cool!</p>	<p><b>2</b></p> <p> Can you speak English?</p> <p> Yes. I can speak English and Japanese.</p> <p> Wow!</p> <p> It's break time. Let's play dodge ball! Can you play dodge ball, Joe?</p> <p> Of course I can!</p>
--	---

**E Listen, match the pictures, and circle Yes or No.** 5

<p>1. </p> <p><b>Tom</b></p> <p>Yes No</p>	<p>2. </p> <p><b>Beth</b></p> <p>Yes No</p>	<p>3. </p> <p><b>Jimmy</b></p> <p>Yes No</p>	<p>4. </p> <p><b>Kate</b></p> <p>Yes No</p>
--	---	--	---

<b>a</b> 	<b>b</b> 	<b>c</b> 	<b>d</b> 	<b>e</b> 
--------------	--------------	--------------	--------------	--------------

**F Ask questions to fill in the chart. Then introduce your friend.** 6

Can you \_\_\_?

Yes, I can. / No, I can't.

Name: \_\_\_\_\_

Can... \_\_\_\_\_

\_\_\_\_\_

Can't... \_\_\_\_\_

\_\_\_\_\_

This is my friend \_\_\_\_.

Can he \_\_\_?

Yes, he can. / No, he can't.

eat 100 hamburgers

speak Chinese

draw an elephant






**G Have Fun!** 7

Can you run?

No, I can't.

**EXTRA: Act out Sections A and D.**

**A** Have Fun! 20



1 Can you...?

2 What...look like?

3 Where...from?

4 Can you help me...?

5 What color...?

6 What shape...?



1. Spin a pencil on the board.
  2. Ask and answer the question.
- : With your own information  
 : According to the picture

Self Assessment: Units 1-4

Think about your progress.



- OK
- Good
- Excellent

He has a red nose.

**A Listen and say.** 21



**B Listen and practice.** 22

1. curly orange hair
2. a funny hat
3. long arms
4. a long nose
5. short legs
6. a yoyo

**C Speak in pairs.**

: That clown has \_\_\_\_\_. : He / She has \_\_\_\_\_.