

Introduction

Say It! is a conversation course for young English learners. It emphasizes communication through model dialogues and related activities. It helps young learners develop their confidence and fluency in speaking and listening.

Unit Structure

The unit is well structured with clear and simple instructions for each section.

- A** Core dialogue
- B** Words and expressions
- C** Pairwork practice
- D** Extension dialogue
- E** Listening activity
- F** Speaking activity
- G** Cartoon
- Extra** Role Play


Icons

There are three icons used in the book.

- 15 Track number
- Pairwork
- Groupwork

Main Characters

* Core and extension dialogues



* Listening and speaking activities (Sections E and F)



* Cartoons



What are you doing?

A Listen and say. 2



B Listen and practice. 3

1. cleaning my room
2. playing computer games
3. surfing the Net
4. writing an e-mail

C Speak in pairs.

: What are you doing? : I'm ____.

D Listen and say more. 4

<p>1</p> <p> Hello, may I speak to Bill, please?</p> <p> This is Bill.</p> <p> Hi, Bill. Can you come out to play?</p> <p> Hello, Jenny. I'm sorry. I can't. I'm busy.</p> <p> What are you doing?</p> <p> I'm doing my homework.</p>	<p>2</p> <p> Is Jane doing her homework?</p> <p> No, she isn't.</p> <p> What's she doing?</p> <p> She's writing e-mails on her laptop.</p> <p> What are your mom and dad doing?</p> <p> They're watching TV.</p>
--	---

E Listen and write the letter. 5

<p>1. <input type="text"/> c</p> <p></p>	<p>2. <input type="text"/></p> <p></p>	<p>a watching TV </p> <p>b doing his homework </p> <p>c cleaning his room </p> <p>d writing an e-mail </p> <p>e surfing the Net </p> <p>f playing computer games </p>
<p>3. <input type="text"/></p> <p></p>	<p>4. <input type="text"/></p> <p></p>	

F Look and write. Then act out. 6





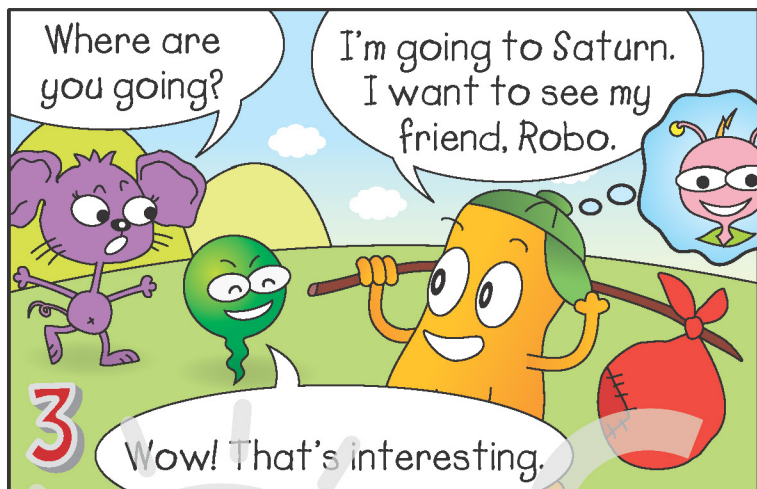

<p>1</p> <p>He's doing his homework.</p>	<p>2</p> <ul style="list-style-type: none"> • surfing the Net • playing computer games • writing an e-mail • cleaning her room
<p>3</p>	<p>4</p>

Are you ____?
 Yes, I am. / No, I'm not.

G Have Fun! 7

EXTRA: Act out Sections A and D.

A Have Fun! 20



B Talk about the pictures with a partner. Complete the story. Then tell the class. 🧑🧒

- 1 Where's _____ going?
- 2 What does _____ want?
- 3 Where's the _____?

- 1 Where is _____?
- 2 Where's the _____?
- 3 What's _____ doing?



Today in Greenville everyone is busy. Julie is going to the _____. She wants to _____. The restaurant is across from the _____. Jimmy is going to the _____. He wants to _____. The library is _____. Kate is at the _____. It is _____ the mall. She is _____. Tom is at _____. He is _____. Everybody is busy, and they are having fun!

Self Assessment: Units 1-4

Think about your progress.

- OK
- Good
- Excellent

UNIT 5

What do you want to be?

A Listen and say. 🎧 21



B Listen and practice. 🎧 22

1. writer
write stories
2. pilot
fly planes
3. movie star
act in movies
4. singer
sing songs

C Speak in pairs. 🗣️

🧑: What do you want to be?

🧒: I want to be a _____.
I want to _____.