

A Let's Talk

Track 02





• Switch roles and talk again.

B Let's Read

Track 03



A Fruit Shop
by Emma



This is an apple. That is a watermelon.
 These are pears. Those are grapes.
 I like apples and watermelons!



Ask and Answer

Fruits



a durian



a kiwi



a mango



a melon



a pineapple



bananas



oranges



peaches




cherries



strawberries

More fruits: _____



Get two picture cards from the teacher. Go around to ask, answer, and take notes.
(Note for teachers: Cut out some pictures of fruits in both singular and plural forms from supermarket ads.)

What's this/that?

It's a/an _____.


What are these/those?

They are _____s.

Name	Two fruits in his/her hand
Emma	an apple; pears



Write a Draft



A Fruit Shop

by _____

To write more, describe your fruits (sweet, sour, yummy, big, round, fresh, juicy...). For example: This is a watermelon. It is big and sweet.



Write and Draw

(Use Page 37.)